Specifications:
Model 2000TB Plastic Laminate Toilet Partitions

Materials:

- Materials shall be as manufactured by Buddsteel Architectural Products Limited at 519-392-6060.
- **Design:** Partitions shall be floor mounted and overhead braced.

Fabrication:

- Panels, pilasters and doors shall be 1" thick, fabricated using an industrial grade sanded particleboard core, covered with high-pressure decorative laminate sheets.Partitions shall receive a matching plastic laminate edge. Colour selection shall be chosen from the standard laminate range.. Standard doors shall be 24" wide and barrier free doors shall be 36" wide unless specified otherwise. Panels and doors shall be 58" high. Pilasters shall be 82" high.

Hardware: Heavy Duty Anodized Aluminum – Through Bolted For Maximum Strength
Door hardware and brackets shall be manufactured from anodized aluminum heat treated to a T-5 condition, fabricated from 6063-aluminum alloy.

- **Hinges**: Two gravity activated hinges shall be pre-adjusted to leave in-swinging doors approximately 6" open and out-swinging doors closed when not in use.
- **Coat Hook:** One coat hook with a protective rubber bumper end shall be installed per unit.
- **Door Stop:** Each door shall receive two door bumpers located at the top and bottom of each door.
- **Brackets:** Three brackets shall be installed vertically at all locations. Brackets shall be secured with through bolted to the partition material using vandal resistant one-way fasteners.
- **Slide Latch & Keeper:** Each door shall receive a slide latch and keeper. The slide latch shall be fastened with two through bolts and allow for emergency access for both in and out swing doors.
- **Shoe:** A 3" high, U-shaped aluminum shoe shall be secured to the floor and partition material. End caps shall be mechanically fastened to finish each open end.

Overhead Brace: Anodized aluminum overhead rail bracing shall be mounted approximately 83" off the floor and will be of an anti-grip design. Partition inserts shall be secured above all doors, inside this rail to ensure no movement.

Installation:

- Partitions shall be installed secure, plumb and square.
- A maximum of a ½" space shall be allowed at all wall and panel or end pilaster areas.
- Brackets shall be securely fastened to walls with anchors and screws.
- Adjust and align hardware for easy and proper function ensuring doors swing free.
- All areas shall be left in a neat and tidy state upon completion.

Vandal Resistant & Privacy Options Available:

- **Continuous 58" High Alum Brackets**
- **Continuous 58" High Stainless Steel Hinges**
- **Continuous 58" High Door Stops**

29 Gordon Street E, Teeswater, ON N0G 2S0
shop.buddsteel.com info@buddsteel.com
Phone: (519) 392 6060 Fax: 519 392 6061

ELEVATIONS

Model 2000TB Standard Partititions

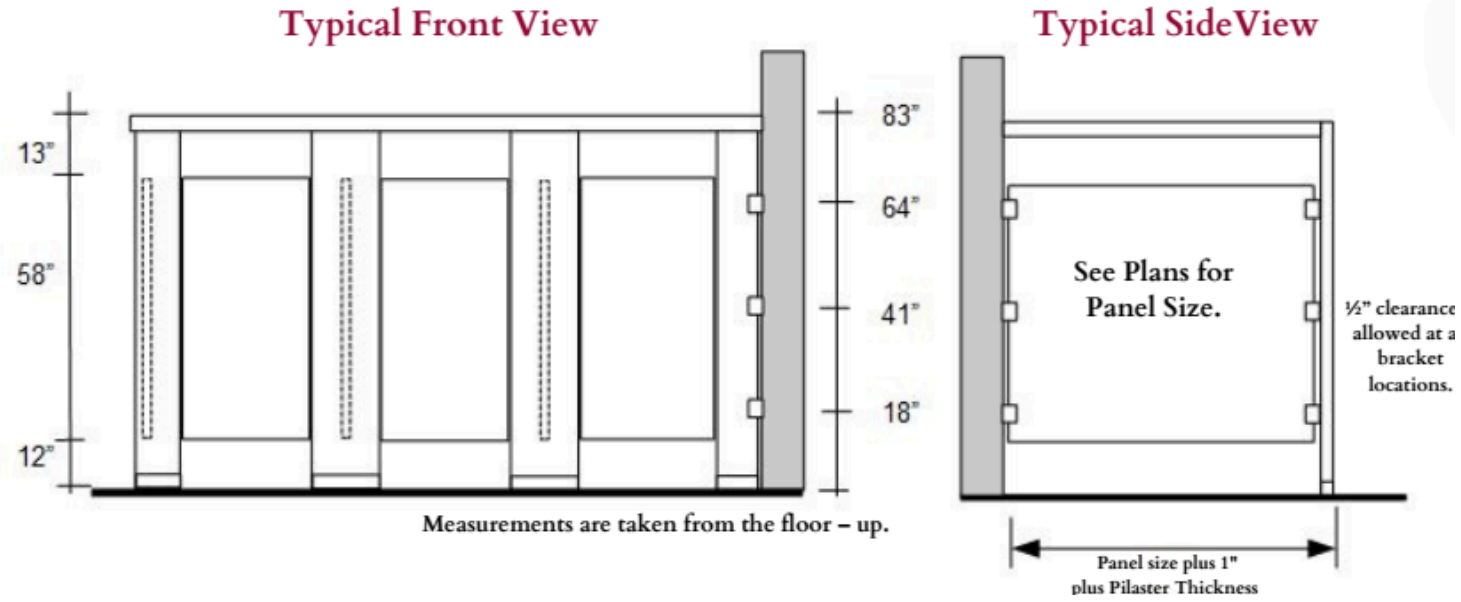

STANDARD HARDWARE INCLUDED WITH MODEL 2000TB



Slide Latch & In Swing Keeper



Coat Hook



Standard Door Bumpers



2 Hinges for 24" Doors
3 Hinges for 36" Doors



Brackets



Thru Bolt Fasteners

29 Gordon Street E, Teeswater, ON N0G 2S0 shop.buddsteel.com info@buddsteel.com
Phone: (519) 392 6060 Fax: 519 392 6061

BUDDSTEEL
ARCHITECTURAL PRODUCTS LTD

Plastic Laminate & Phenolic Colour Chart 2026

29 Gordon St. E Teeswater, ON (P) 519-392-6060 info@buddsteel.com

* MOST POPULAR COLOURS*







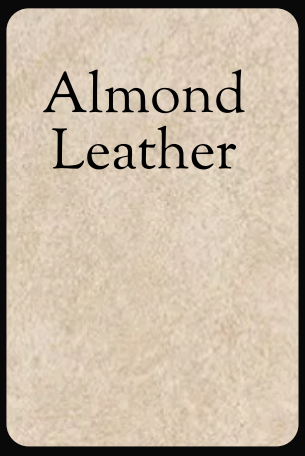











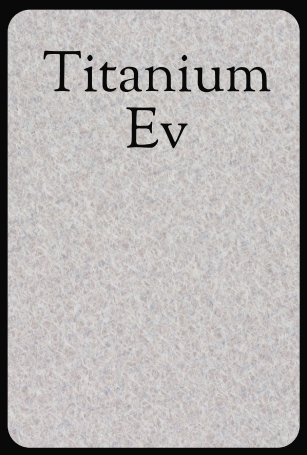







Please request an actual colour chip for true colour confirmation
More colours available at www.wilsonart.com
Directional (Woodgrain) subject to a 20% additional charge